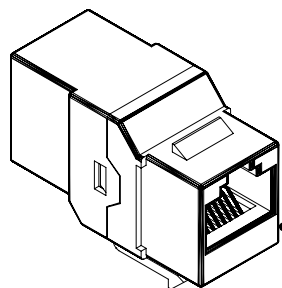
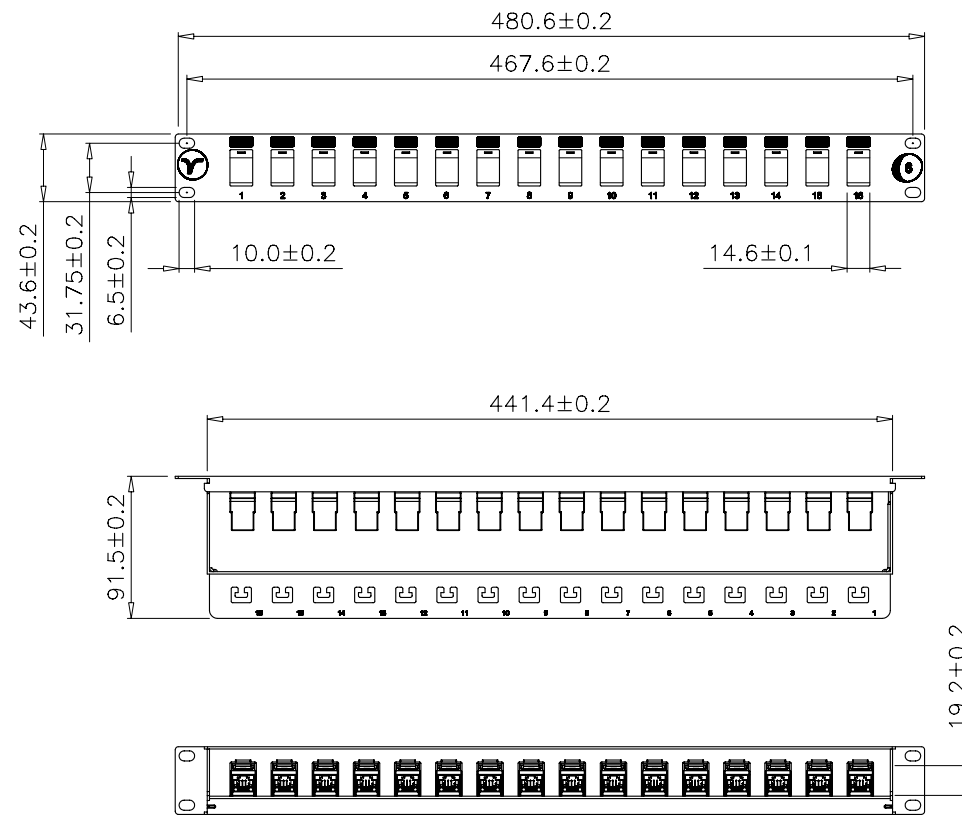
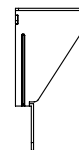


SCALE 1/4



KJ9A-C6/BK

SCALE 1/1



Specification:

Material:

1. Support bar : SPCC, 1.5mm thickness with Black color painted.
2. Panel : SPCC, 1.5mm thickness with Black color painted.
3. Insert : ABS, UL 94V-0.
4. Cat.6 Inline coupler Keystone Jack.

	DSGN	KLi	05.AUG.2005	ITEM NO: 72 3405
	CHK	Maer	05.AUG.2005	
UNIT	M / M	APPR	Yty	CAT.6 PKJ16 A Patch Panel
SCALE	1/5	<p style="text-align: center;"><b>Velocity</b></p>		
DWG NO:	72 3405			